

LAN QUICKER CABLE TESTER

User's Guide



►INTRODUCTION:

- The LAN Quicker is designed to check and troubleshoot the pin connections of RJ45 cables. It is ideal for testing the continuity of each pin of LAN cable prior to installation on equipments.

►FEATURES:

- Can Test RJ45/UTP, RJ45/STP cabling
- OPEN, SHORT and CROSS test function
- Full LED indication Lights
- Beep sound warning
- Step/Auto Select function
- Low Battery indication
- Auto Power Off
- Very small size which means it is very to carry
- Carry case included
- Ideal for SOHO LAN installation
- LED indicator on both main unit and remote unit



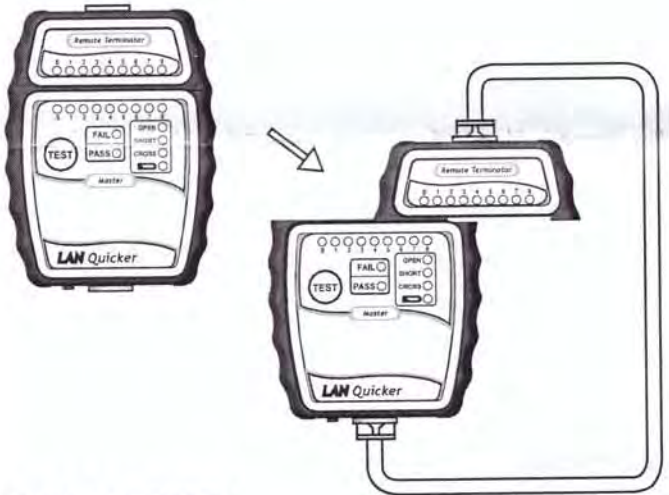
| LED | LED Name | Connector PIN |
|-----|----------|---------------|
| 1 | 5 | Shield |
| 2 | 1 | 1 |
| 3 | 2 | 2 |
| 4 | 3 | 3 |
| 5 | 4 | 4 |
| 6 | 5 | 5 |
| 7 | 6 | 6 |
| 8 | 7 | 7 |
| 9 | 8 | 8 |

►SPECIFICATION:

Port Type : RJ45
Accessories : 9V battery.

►INSTRUCTIONS FOR OPERATION:

- Install a 9V battery into the master unit which power will supply automatically.
- Connect one end of the cable to the master unit, and the other end to the remote unit.
- Select Step or Auto test .

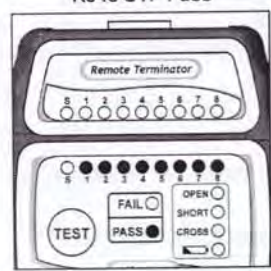


►TEST RESULT:

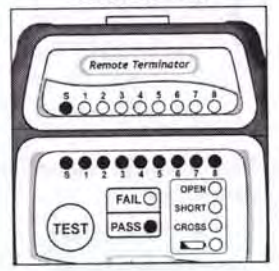
Step Function:

- Push the Test button each time , can indicate the test result of each cable , Open , Short , Cross , Fail or Pass will light up.
- Pass : Each Step
RJ45 UTP & STP : Master & Remote Each Step will light up each LED . Result Will beep 3 times

RJ45 UTP Pass



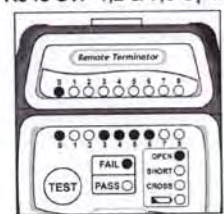
RJ45 STP Pass



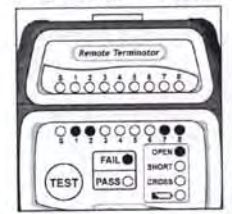
☀Light
○ Unlight

- Open : The LEDs Of Open Cables unlit . LEDs Of Open & Fail will light up
- RJ45 STP 1,2 & 7,8 Open : Each Step 1,2 & 7,8 will beep 1 time , Master LED Light up , Remote LED Unlit , LEDs of 3 ~ 6 , Master & Remote will light up . Result Will beep 1 time .
- RJ45 UTP 3,6 & 4,5 Open : Each Step 3,6 & 4,5 will beep 1 time , Master LED Light up , Remote LED Unlit , LEDs of 1,2 & 7,8 , Master & Remote will light up . Result Will beep 1 time .

RJ45 STP 1,2 & 7,8 Open



RJ45 UTP 3,6 & 4,5 Open

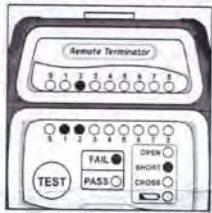


☀Light
○ Unlight

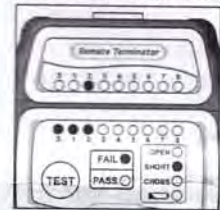
Short : The LEDs of Short Cables light up . LEDs of Short & Fail will light up .

- RJ45 UTP 1,2 Short : Each Step 1,2 will beep 4 times ,
Master LED Light up , Remote LED Unlit ,
LEDs of 3 ~ 8 , Master & Remote will light up . Result Will beep 4 times .
- RJ45 STP GND,1,2 Short : Each Step 1,2 will beep 4 times ,
Master LED S & 1,2 Light up , Remote LED Unlit ,
LEDs of 3 ~ 8 , Master & Remote will light up . Result Will beep 4 times .
(Remote LED S will light up when 3 ~ 7)

RJ45 UTP 1,2 Short



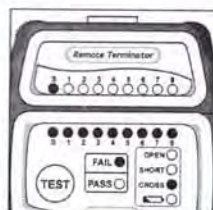
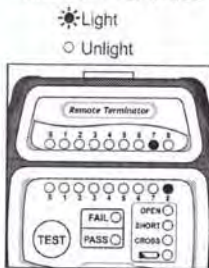
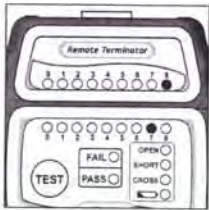
RJ45 STP GND,1,2 Short



Light
Unlight

- Cross : LED of Cross light up . Beep 2 times
- RJ45 STP 7,8 Cross : Each Step LEDs of 1 ~ 6 , Master & Remote will light up ,
Step 7 : Master LED 7 Light up , Remote LED 7 Unlit , LED 8 Light up .
Step 8 : Master LED 8 Light up , Remote LED 8 Unlit , LED 7 Light up .
Result Will beep 2 times .

RJ45 STP 7,8 Cross

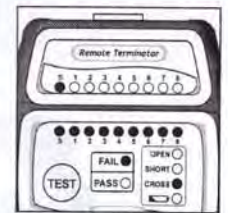
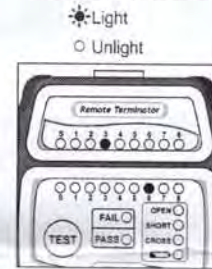
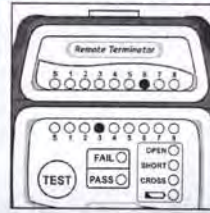


Light
Unlight

- 4 -

- RJ45 STP 3,6 Cross : Each Step LEDs of 1,2,4,5,7,8 Master & Remote will light up ,
Step 3 : Master LED 3 Light up , Remote LED 3 Unlit , LED 6 Light up .
Step 6 : Master LED 6 Light up , Remote LED 6 Unlit , LED 3 Light up .
Result Will beep 2 times .

RJ45 STP 3,6 Cross

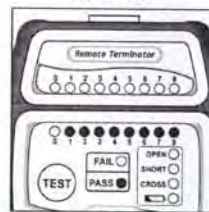


Light
Unlight

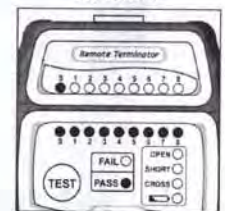
Auto Function:

- Push the Test button one time , can scan all cables and indicate the test result ,
Open , Short , Cross , Fail or Pass will light up .
- Pass : Beep 3 times

RJ45 UTP



RJ45 STP

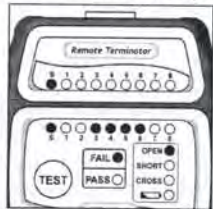


Light
Unlight

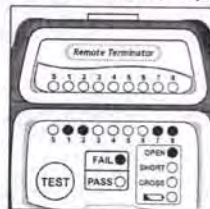
- 5 -

- Open : The LEDs of Open Cables unlit . LEDs of Open & Fail will light up .
Beep 1 time

RJ45 STP 1,2 & 7,8 Open



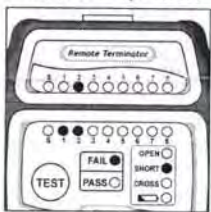
RJ45 UTP 3,6 & 4,5 Open



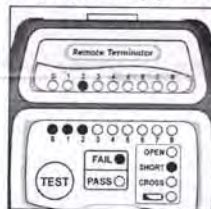
Light
Unlight

- Short : The LEDs of Short Cables light up . LEDs of Short & Fail will light up .
Beep 4 times

RJ45 UTP 1,2 Short



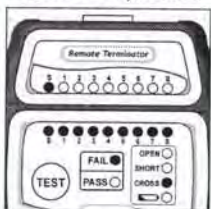
RJ45 STP GND,1,2 Short



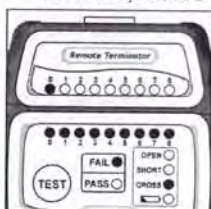
Light
Unlight

- Cross : LED of Cross light up . Beep 2 times

RJ45 STP 7,8 Cross



RJ45 STP 3,6 Cross



Light
Unlight

- 6 -

CAUTIONS:

*Please do not attach to the live circuit, or it might be caused the permanently damage to the tester.

Copyright © 2010, GOLDSUN ELECTRONICS CO., LTD. All rights reserved. Taiwan/China Patented.

- 7 -